



### District Report Card: 2017


<b>State:</b> Andhra Pradesh	<b>District:</b> East Godavari
<b>Class:</b> 3	<b>Subject:</b> Mathematics
<b>Schools:</b> 54	<b>Students:</b> 809


### Participation/Coverage


#### Students

<div>GENDER</div> <div></div>	Boys		Girls	
	Number	%	Number	%
	351	43.39	458	56.61

<div>AREA</div> <div></div>	Rural		Urban	
	Number	%	Number	%
	653	80.72	156	19.28

<div>CATEGORY</div> <div></div>	SC		ST		OBC		GEN	
	Number	%	Number	%	Number	%	Number	%
	158	19.53	61	7.54	473	58.47	117	14.46

<div>CWSN</div> <div></div>	LD	VI	HI	S&LD	ID	Oth
	3	1	0	1	4	15

<div>Management</div> <div></div>	Government		Government-aided	
	Number	%	Number	%
	751	92.83	58	7.17

### Average Performance of Students in Mathematics (%)

Overall	Gender		Area		Management		Social Group			
	Male	Female	Rural	Urban	Govt.	Aided	SC	ST	OBC	GEN
<b>76.42</b>	<b>76.07</b>	<b>76.70</b>	<b>77.14</b>	<b>73.42</b>	<b>77.73</b>	<b>59.54</b>	<b>77.93</b>	<b>70.27</b>	<b>75.52</b>	<b>81.25</b>

## Performance on Learning Outcomes (LOs)

Learning Outcomes	Description	Average Performance(%)
M301	Reads and writes numbers up to 999 using place value	79.90
M302	Compares numbers up to 999 based on their place values	86.53
M303	Solves simple daily life problems using addition and subtraction of three digit numbers with and without regrouping	74.73
M304	Constructs and uses the multiplication facts (up till 10) in daily life situations	75.15
M305	Analyses and applies an appropriate number operation in the situation/ context	75.28
M306	Explains the meaning of division facts by equal grouping/sharing and finds it by repeated subtraction	83.31
M309	Identifies and makes 2D-shapes by paper folding, paper cutting on the dot grid, using straight lines etc.	89.50
M311	Fills a given region leaving no gaps using a tile of a given shape	7.60
M312	Estimates and measures length and distance using standard units like centimeters or meters & identifies relationships	41.15
M317	Reads the time correctly to the hour using a clock/watch	80.72
M318	Extends patterns in simple shapes and numbers	76.97
M319	Records data using tally marks, represents pictorially and draws conclusions	91.10

Range of Performance of Students who Answered Correctly							
Below 30%		30% - 50%		50% - 75%		Above 75%	
Number	%	Number	%	Number	%	Number	%
23	2.84	65	8.03	247	30.53	474	58.59

## Lowest Performing Learning Outcomes (LOs)

- 1 - Fills a given region leaving no gaps using a tile of a given shape (7.60)
- 2 - Estimates and measures length and distance using standard units like centimeters or meters & identifies relationships (41.15)
- 3 - Solves simple daily life problems using addition and subtraction of three digit numbers with and without regrouping (74.73)
- 4 - Constructs and uses the multiplication facts (up till 10) in daily life situations (75.15)
- 5 - Analyses and applies an appropriate number operation in the situation/ context (75.28)